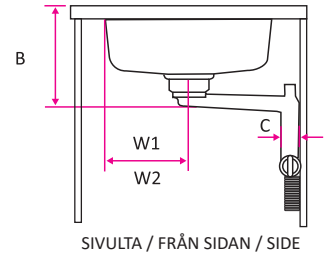
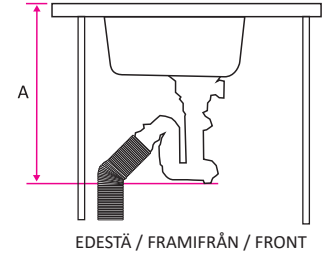


VESILUKKOJEN TILAVAATIMUKSET Space requirements for siphons

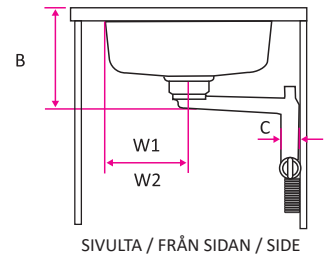
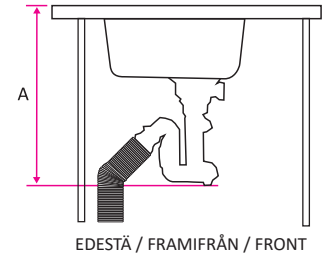
MODEL	SIPHON		A (MM)	B (MM)	C (MM)	W1	W2
CEG COMPOSITE SINKS							
CEG40-50B		VK1V-10G	476	301	55	275	
CEG-50B		VK1V-10S	482	307	55	244	
CEG-50BF		VK1V-10S	489	314	55	244	1)
CEG51-57B		VK1V-8	464	289	55	244	
CEG51-57BF		VK1V-8	471	296	55	244	1)
CEG51-57G		VK1V-8	464	289	55	244	
CEG51-57GF		VK1V-8	471	296	55	244	1)
LAGOM SINKS							
LAGOM with 1 sink	ST-11LR	VK1-30	460	285	55	280	
LAGOM 1.5 and 2 sinks	ST-15R	VK2-28	460	285	55	280	280
MAX SINKS							
MX-30	ST-11LR	VK1-30	460	285	55	283	
MX-40	ST-11LR	VK1-30	460	285	55	283	
MX-50	ST-11LR	VK1-30	460	285	55	283	
MX-70	ST-11LR	VK1-30	460	285	55	283	
MXT-50	ST-11LR	VK1-30	460	285	55	283	
MXT-70	ST-11LR	VK1-30	460	285	55	283	
NEO SINKS							
N40-48	ST-11LR	VK1-30	440	265	55	230	
N50-58	ST-11LR	VK1-30	440	265	55	230	
N50-91L	ST-11LR	VK1-30	440	265	55	230	
N50-91R	ST-11LR	VK1-30	440	265	55	230	
N4017-63L	ST-15R	VK1-30	440	292	55	200	171
N4017-63R	ST-15R	VK1-30	440	292	55	200	171
N4017-91L	ST-15R	VK1-30	440	292	55	200	171
N4017-91R	ST-15R	VK1-30	440	292	55	200	171
N5017-79L	ST-15R	VK1-30	440	265	55	230	171
N5017-79R	ST-15R	VK1-30	440	265	55	230	171
COMBO SINKS							
P40-50		VK1-1	435	260	55	230	
P50-60		VK1-1	435	260	55	230	
CS-50	ST-11LR	VK1-30	440	265	55	230	
CS-40	ST-11LR	VK1-30	440	265	55	230	
CS-17	ST-11LR	VK1-30	400	225	55	171	



1) Huomioitava tason paksuus!
Observera tjocklek av bänkskivan!
Notice the thickness of the worktop!

W2-mitta on mitta pienen altaan
reunasta vesilukon keskelle
W2 is measure from smaller bowl edge
to siphon middle

MODEL	SIPHON	A (MM)	B (MM)	C (MM)	W1	W2	
LYRIA SINKS							
L40-S	VK1-1	435	260	55	211		
L40-17S	VK2-2	435	260	55	211	171	
L50-60	VK1-1	445	270	55	216		
L40-17	VK2-2	435	260	55	201	171	
L40-40	VK2-2	435	260	55	201	201	
JAZZ SINKS							
P-40PT	VK1-1	435	260	55	230		
P-17PT	VK1-1	395	220	55	171		
T-38PT	VK1-1	425	250	55	273		
P-50	VK1-1	435	260	55	230		
EASE SINKS							
PA-40-40	ST-5	VK1-30	440	292	55	200	201
PF-40-17L	ST-5	VK1-30	440	292	55	200	171
PF-40-17R	ST-5	VK1-30	440	292	55	200	171
MA-40-40S	ST-5	VK1-30	440	292	55	200	201
MF-40-17S	ST-5	VK1-30	440	292	55	200	201
MC-40S	ST-13	VK1-30	440	265	55	200	
SEVEN WORKTOPS							
A-SEVEN	VK2-2	435	260	55	200	201	
C-SEVEN	VK1-1	435	260	55	200		
E-SEVEN	VK1-1	435	260	55	251		
F-SEVEN	VK2-2	435	260	55	200	171	
K-SEVEN	VK1V-10G	446	271	55	276		
L-SEVEN	VK1-1	435	260	55	230		
M-SEVEN	VK1V-10G	446	271	55	276		
N-SEVEN	VK1-1	435	260	55	230		



1) Huomioitava tason paksuus!
Observera tjocklek av bänkskivan!
Notice the thickness of the worktop!

W2-mitta on mitta pienen altaan
reunasta vesilukon keskelle
W2 is measure from smaller bowl edge
to siphon middle

Stala Oy, Yrittäjänkatu 4, 15170 Lahti, Finland

Tel. +358 (0)3 882 1133

technical.support@stala.com

www.stala.fi

www.stala.se

www.stala.com

www.stala.no